

YR 1200 & 2200 Series

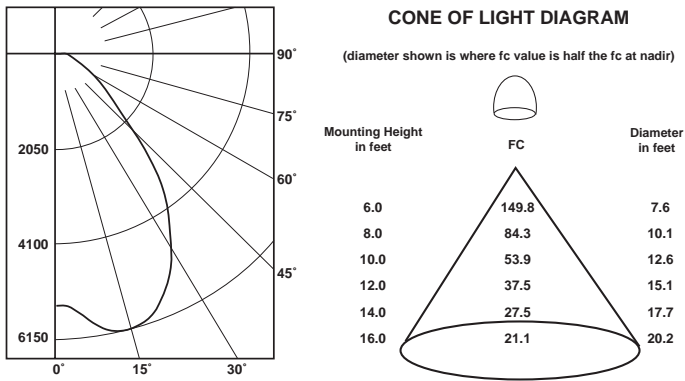


Photometric Data

ITL Report #46298

- 250 Watt Metal Halide
- Rated Initial Lumens of 20,500
- Prismatic Glass Lens
- Down Light Only

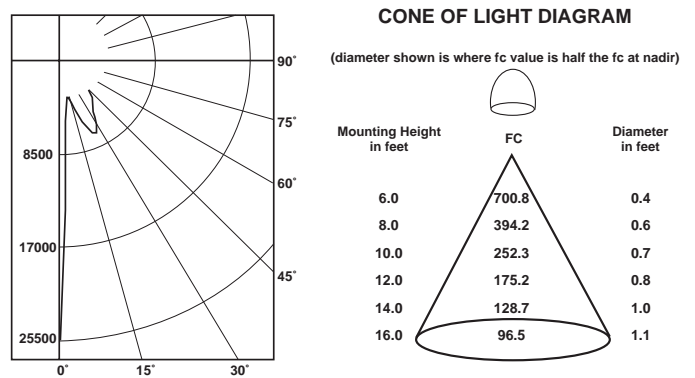
TOTAL LUMINAIRE EFFICIENCY = 53.4%



ITL Report #46299

- 250 Watt Metal Halide
- Rated Initial Lumens of 20,500
- Clear Glass Lens
- Down Light Only

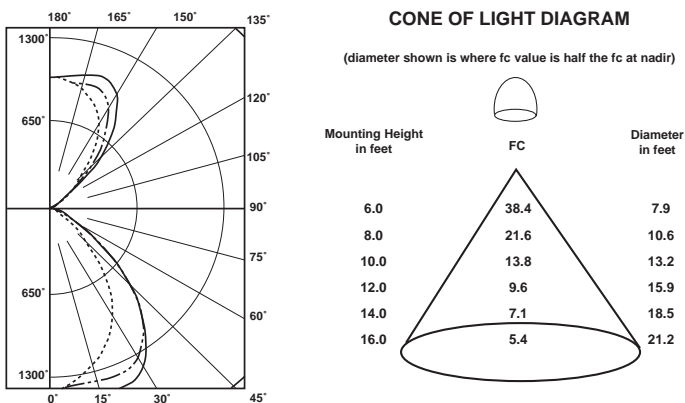
TOTAL LUMINAIRE EFFICIENCY = 61.5%



ITL Report #53423

- 2/32 Watt Triple Compact Up
- 2/42 Watt Triple Compact Down
- Rated Total Initial Lumens of 11,200
- Up and Down Light

TOTAL LUMINAIRE EFFICIENCY = 44.8%



ITL Report #53424

- 2/42 Watt Triple Compact
- Rated Total Initial Lumens of 6,400
- Prismatic Glass Lens
- Down Light Only

TOTAL LUMINAIRE EFFICIENCY = 47.3%

