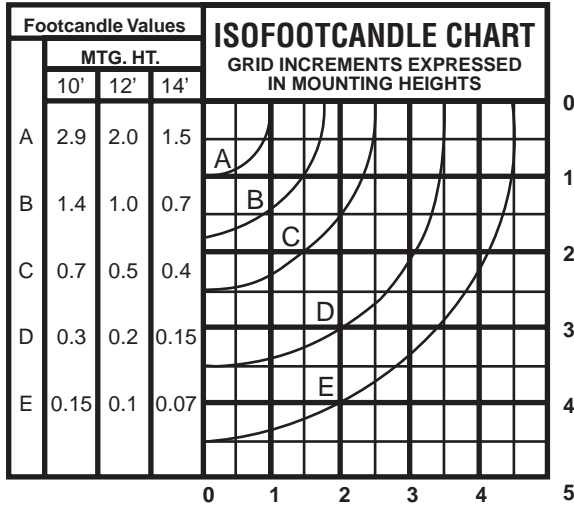
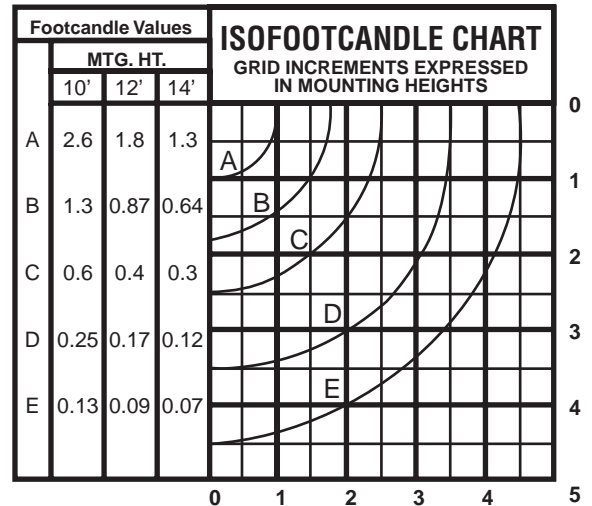


Photometric Data AC Series Symmetric Distribution

- 150 Watt High Pressure Sodium
- Rated Initial Lumens of 16,000

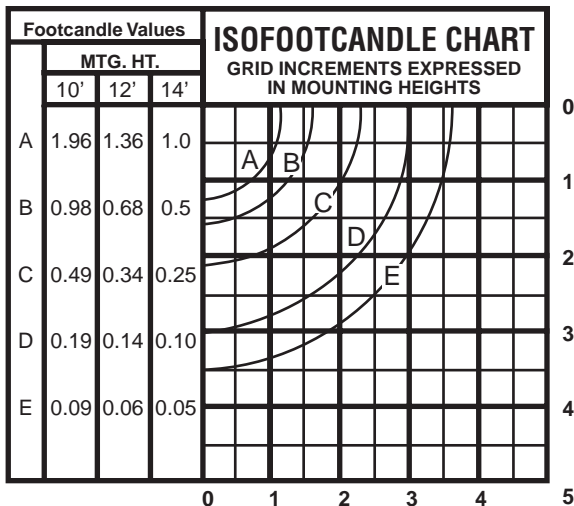


- 175 Watt Metal Halide
- Rated Initial Lumens of 14,000

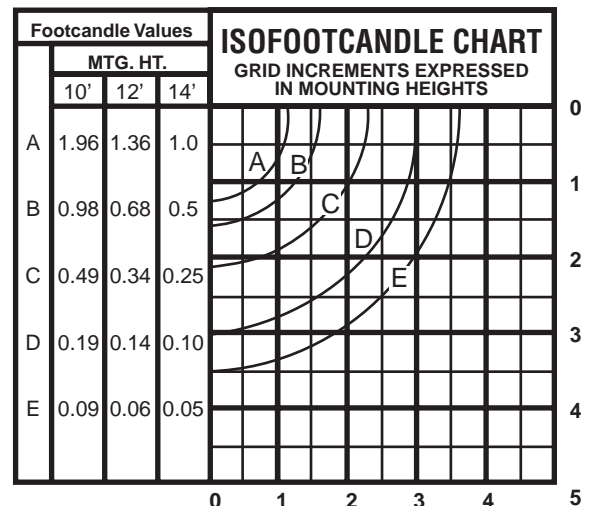


SP & CU Series Symmetric Distribution

- 150 Watt High Pressure Sodium
- Rated Initial Lumens 16,000



- 175 Watt Metal Halide
- Rated Initial Lumens of 14,000



WATTAGE CONVERSION TABLE

150w/HPS to 70w/HPS multiply FC by 0.39
 150w/HPS to 100w/HPS multiply FC by 0.59
 175w/MH to 70w/MH multiply FC by 0.39
 175w/MH to 100w/MH multiply FC by 0.51